



GUIDELINES FOR THE PLUMBING WORKFORCE IN INDIA POST COVID-19 EPIDEMIC

BY INDIAN PLUMBING SKILLS COUNCIL



IPSC



PREFACE



Shri Narendra Modi
Hon'ble Prime Minister of India

#IndiaFightsCorona

Indian Plumbing Skills Council (IPSC) is the apex Sector Skill Council for the Plumbing Industry, operating under the aegis of National Skills Development Corporation (NSDC), an initiative of the Government of India (Ministry of Skill Development and Entrepreneurship-MSDE) to transform India as a hub for skilled manpower as envisioned by Hon'ble Prime Minister of India Shri Narendra Modi.

This **Guideline** prepared by Indian Plumbing Skills Council is intended to provide a practical guidance on **Health & Safety Norms** to be followed by the professionals and the workforce engaged in plumbing in India, for different kinds of locations, post COVID-19 epidemic.

Do's and Don'ts have been created for easy and effective understanding, aimed towards minimizing the risks of further spread of virus & loss of lives.

Please note, while COVID-19 is a considerable Hazard, other Hazards like Power Supply, Sewer Lines / Gases, Extreme Pressures, Code Compliance and other PHE Requirements, must be adhered to.



Dr Mahendra Nath Pandey

**Minister of Skill
Development and
Entrepreneurship
(MoSDE)**

KEY THINGS TO REMEMBER

As per reports, there is likelihood of COVID-19 virus spreading while working in the building's sanitary & drainage systems, Considering the potential of coming in contact with water and aerosols that contain the coronavirus. It is highly recommended that plumbers must take the necessary precautionary measures.

All Local Administration Rules set forth by the Govt., MUST be followed.

Aarogya Setu Mobile App MUST be downloaded on the phone.

Plumber MUST NOT go to work, incase they have been advised to stay indoor under self-quarantine.

Plumbers MUST Declare, that he has not been asked to stay in self-quarantine and has not come in contact with a COVID-19 infected person. In any case, Plumber MUST NOT work if he has been declared to be infected.



Aarogya Setu

मैं सुरक्षित | हम सुरक्षित | भारत सुरक्षित



Download Aarogya Setu Mobile App

Google Play Store:

<https://play.google.com/store/apps/details?id=nic.goi.aarogya.setu>

iOS:

<https://apps.apple.com/in/app/aarogyasetu/id1505825357>

Helpline Email ID : ncov2019@gov.in

Helpline Number : 011-23978046 (Toll Free: 1075)

DO'S



GENERIC PRECAUTIONS

1. Body Temperature must be taken and recorded on a daily basis.
2. Use Face Mask / Shield / Goggles and Gloves. Face Visor is also recommended.
3. Ensure proper Hand Hygiene through Sanitization and Surface Decontamination.
4. Maintaining Effective Social Distancing. Preferably 6 Feet.
5. Take a bath as soon as you enter home after completion of work, in order to protect your family members.
6. If you personally come into close proximity, or into direct contact with an infected person, immediately report the incident to your supervisor and to your doctor or healthcare provider.
7. Disinfect Tools, Equipment, Touchpoints in Workspaces and Vehicles. When choosing cleaning chemicals, look for cleaning agents with claims against viral pathogens. If such cleaning agents are not available, use soap and water and dry thoroughly after use.
8. Always keep your ID Card & IPSC Plumber Certification soft copy.
9. Prefer Cashless Transactions.



DONT'S GENERIC PRECAUTIONS



1. Don't come in Physical Contact including Handshakes. It is recommended to use only non-contact Methods of Greetings.
2. Don't Share and Use Tools & Equipment provided by someone else. Incase required, Disinfect Tools & Equipment before use.
3. Don't Touch your Mask, Face, Eyes and Nose while working.
4. Don't Share Pens to Sign Paperwork.
5. Don't Dispose Used Materials in the Consumers' Premise.
6. Don't Consume any Eatables / Beverages provided by the Consumer.

LOCATION SPECIFIC PRECAUTIONS

RESIDENTIAL - INDEPENDENT HOUSES / BUNGLOWS / VILLAS / HIGH RISE BUILDINGS / GROUP HOUSING SOCIETIES

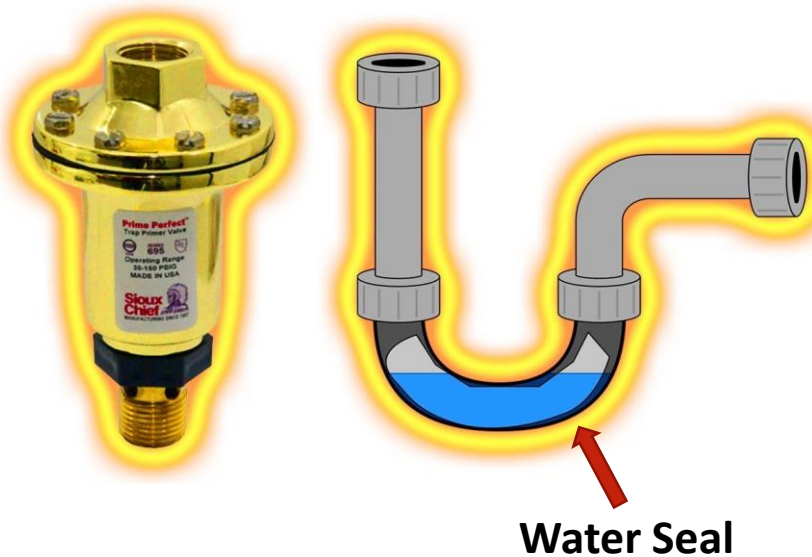

1. When fixing appointments, clarify with clients incase they are COVID-19 infected and/or under Quarantine (*special precautions must be taken, as per the next page*). It is also advisable to request or make prerequisites to disinfect the designated workspace. Incase chlorine agent is used, must ensure the area is well ventilated. Incase the workspace is not disinfected, please do so before starting work.
2. In order to check clogged lines, never open and clean the chambers individually. Instead prefer using water jets or gas or other de-clogging methods for inspection / maintenance available with the local authorities. Use Endoscopic cameras if available.
3. For premises that have not been in use for over 1 month, extra precautions will need to be taken. Ensure not to start any exhausts. Water must be flown through all the traps and WCs, before starting work. All water supply lines should be flushed, drained, disinfected with Chlorine solution of 200 PPM, and consumers should wait for sometime before use.
4. In case of high-rise buildings ensure that the anti-siphonage / vent stacks are functioning properly, to avoid any negative pressures in the traps.



LOCATION SPECIFIC PRECAUTIONS

RESIDENTIAL - INDEPENDENT HOUSES / BUNGLOWS / VILLAS / HIGH RISE BUILDINGS / GROUP HOUSING SOCIETIES

5. During lock down, only problem specific preventive maintenance and repair to be carried out. Avoid renovation / modification work.
6. It is recommended to wear Shoe Covers while working.
7. Avoid working in tight and crawl spaces. It is hazardous to do so.
8. Ensure backflow preventers are installed in the water and drainage lines.
9. Ensure availability of spares and parts before any work to be carried out.
10. Educate the consumer on the necessity of the traps being primed with water seal and keep the seat covers down while flushing the WCs.



LOCATION SPECIFIC PRECAUTIONS ISOLATION CENTERS / HOSPITALS

7. In case, there are conventional faucets, it is recommended to replace them with Surgical / Sensor-based / Touchless / Foot Operated Faucets and Sensor-based Urinal Flush Valves, as advised by the medical experts. In case Waterless Urinals are being used, then priming and disinfection at regular intervals should be done as per manufacturers' guidelines.
8. In order to check clogged lines, never open and clean the chambers individually. Instead prefer using water jets or gas or other de-clogging methods for inspection / maintenance available with the local authorities. Use Endoscopic cameras if available.
9. Ensure backflow preventers are installed in the water and drainage lines.
10. Ensure water seal is there in all traps.
11. Educate the healthcare personnel to flush the WCs with seat covers down & disinfect janitor sink using hot air (where possible) to inactivate the virus.




LOCATION SPECIFIC PRECAUTIONS COMMERCIAL COMPLEXES / INSTITUTIONS / ESTABLISHMENTS

1. Follow all the safety and health protocols set forth by the Commercial Complexes / Institutions / Establishments.
2. Enter the Premise along with an Authorized Person / Operating Agency only and be Accompanied throughout.
3. For premises that have not been in use for over 1 month, extra precautions will need to be taken. Ensure not to start any Exhausts. Water must be flown through all the traps and WCs, before starting work. All water supply lines should be flushed, drained, disinfected with Chlorine solution of 200 PPM, and consumers should wait for sometime before use.
4. Before repairs in any workspace is carried out, it should be thoroughly disinfected and locked for at least one day. During this period usage should be prohibited strictly.
5. Incase the premise has been closed for the last few weeks, Operations, Maintenance and Repair of STPs, Septic Tanks and Basement Sumps must be done by a specialized and well-equipped agency only. It is also recommended to keep the blowers and aeration of the STPs active. All water pipelines should also be flushed out and disinfected before reuse.
6. Before the start of any repair, all the exposed plumbing fixtures must be disinfected.



LOCATION SPECIFIC PRECAUTIONS COMMERCIAL COMPLEXES / INSTITUTIONS / ESTABLISHMENTS

7. In case of multi-level building ensure that the anti-siphonage / vent stacks are functioning properly, to avoid any negative pressures in the traps.
8. In order to check clogged lines, never open and clean the chambers individually. Instead prefer using water jets or gas or other de-clogging methods for inspection / maintenance available with the local authorities. Use Endoscopic cameras if available.
9. Incase, there are conventional faucets, suggest to the management to replace them with sensor-based / touchless faucets & sensor-based urinal flush valves. Incase Waterless Urinals are being used, then priming and disinfection at regular intervals should be done as per manufacturers' guidelines.
10. Ensure Backflow Preventers are Installed in Water Supply & Drainage Lines.
11. For Wash Basins & Sinks its highly recommended to install Effective Traps.
12. Ensure water seal is there in all traps.



ADDITIONAL THINGS TO REMEMBER

1. Additional Masks (incase if you end up getting water droplets on the earlier mask).
2. Disinfectant Spray Bottle (Sterilium / Dettol) to be carried at all times.
3. Microfiber Cloth, to disinfect tools and materials.
4. Extra carry bags for disposal of and hazardous material.
5. Obtain a Local Pass from the Local Administrations, if any.
6. Maintain a log / diary with the following details:
 - a) Location
 - b) Name
 - c) Contact Number
 - d) Type of Work carried out.





***“Success is not a Big Step taken in Future,
It’s the Small Steps taken Right Now!”***



Prepared by Technical Task Force, Indian Plumbing Skills Council
*Mr MK Gupta, Mr Vinay Gupta, Mr Milind Shete, Mr Sandip K Roychoudhury,
Mr Chintan Daiya & Other Eminent Veterans of the Plumbing Fraternity*

INDIAN PLUMBING SKILLS COUNCIL

P: +91 11 41513580 | P: +91 11 41400556 | W: www.ipssc.in | E: ipsc@ipssc.in

A: Unit-606 & 609, Tower-C, DLF Prime Tower, Okhla Industrial Area Phase-1, New Delhi - 110020